

Scaled data based on original data using
LM-79-08 Approved Method: Electrical and Photometric Measurements of Solid-
State Lighting Products

Test Report Prepared for
Cooper Lighting Solutions
(formerly Eaton)

Brand: McGRAW-EDISON

Report Number: P386935

Luminaire Tested: **GWC-SA2C-827-U-T4FT**

Issue Date: 3/3/2020

Test Information

Test Method: LM-79-08
Report Number: P386935
TEST IS SCALED FROM IESNA LM-79-08 TEST DATA (G2-1903-205-16)
Test Lab: INNOVATION CENTER
Issue Date: 3/3/2020
Manufacturer: COOPER LIGHTING SOLUTIONS (FORMERLY EATON)
Product Line: MCGRAW-EDISON
Catalog Number: GWC-SA2C-827-U-T4FT
Description: GALLEON WALL LUMINAIRE
(2) 80 CRI, 2700K, 1050mA LIGHTSQUARES WITH 16 LEDS EACH AND TYPE IV FORWARD THROW OPTICS
Light Source: -
Ballast/Driver: ELECTRONIC DRIVER

Summary

Lumens per Lamp: N/A
Luminaire Lumens: 10917 lumens
Efficiency: N/A
Efficacy: 98.4 lumens/watt
Luminous Opening: Rectangular (W 1' x L: 0.5' x H: 0')
IES Classification: Type IV - Short
BUG Rating: B2 - U0 - G3

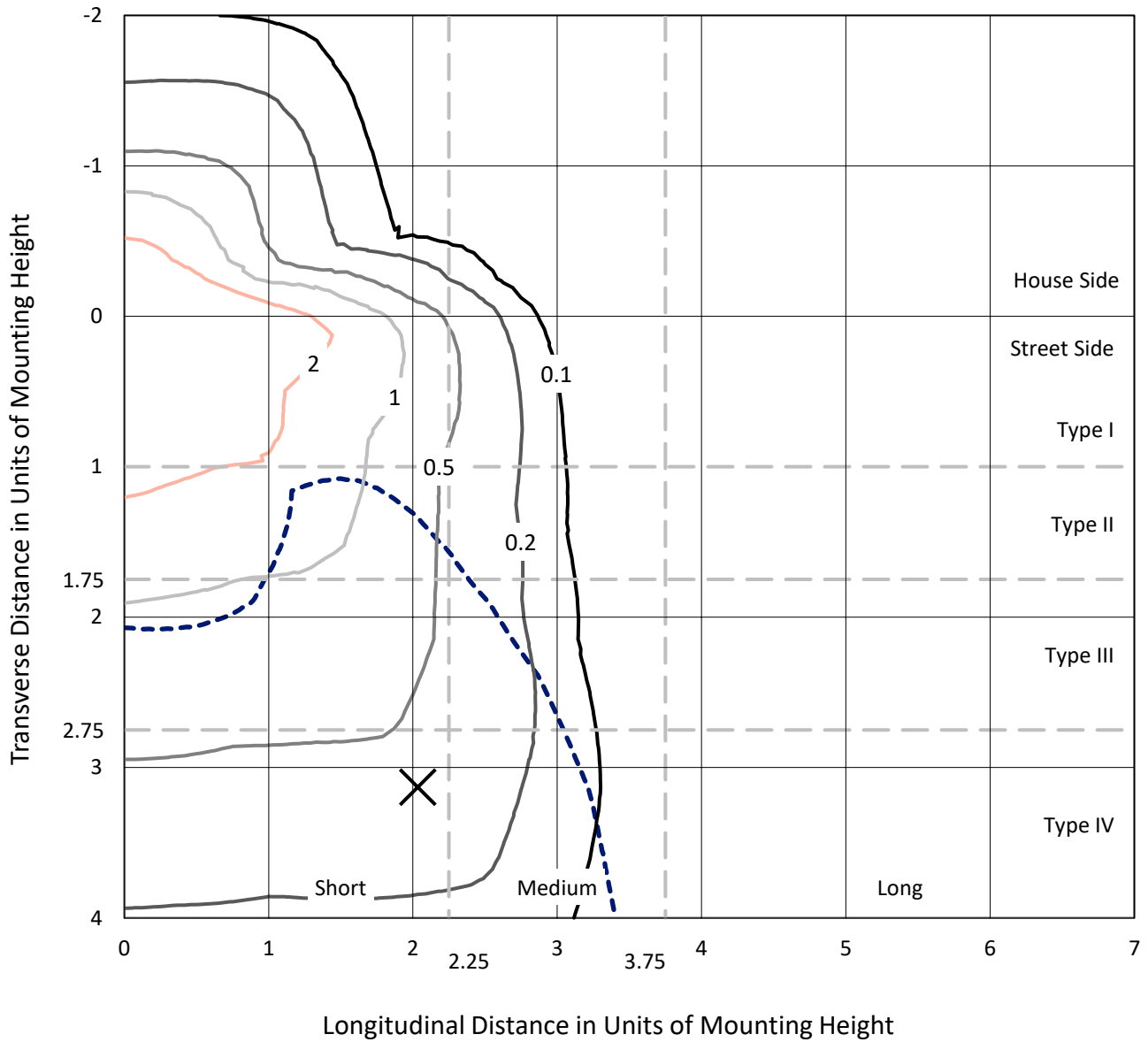
Input Watts (W): 111
Input Voltage (V): NR
Input Current (A_{in}): NR
Voltage Rise (V): NR
Power Factor: NR
Total Harmonic Distortion (THDi): NR
Frequency (hertz): 60
Stabilization Time: NR
Operation Time: NR
Ambient Temperature (°C): NR
Test Distance: 24 FT



REPORT NUMBER: P386935
 CATALOG NUMBER: GWC-SA2C-827-U-T4FT

Iso-Footcandle Lines of Horizontal Illumination

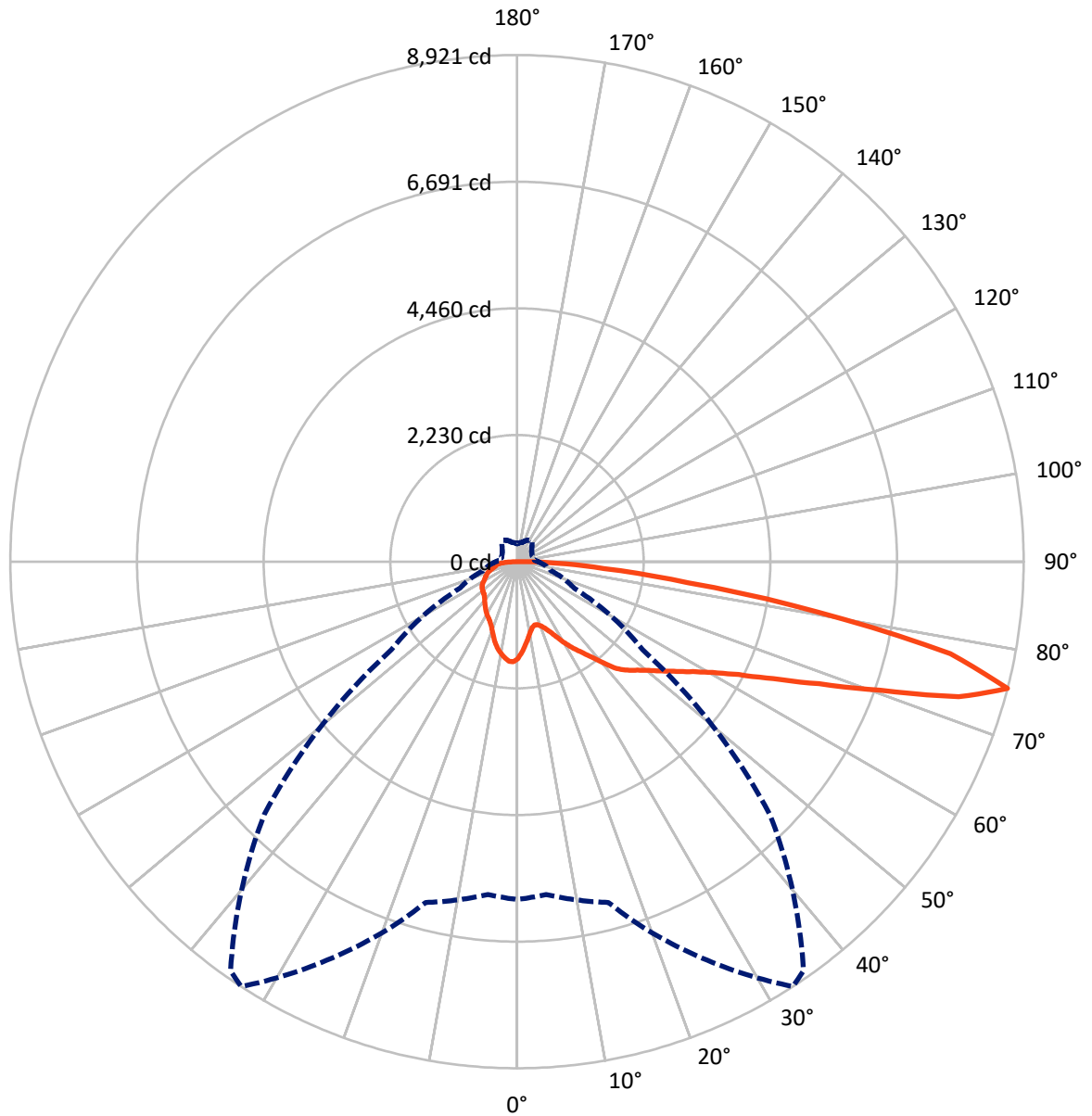
× Max cd
 - - - 1/2 Max cd



Based on 20 foot mounting height. Maximum calculated value = 4.3 fc
 Type IV - Short - N/A

REPORT NUMBER: P386935
CATALOG NUMBER: GWC-SA2C-827-U-T4FT

Luminous Intensity Polar Plot



— Vertical Plane Through 33-Deg Lateral - - - Horizontal Cone Through 75-Deg Vertical



REPORT NUMBER: P386935
 CATALOG NUMBER: GWC-SA2C-827-U-T4FT

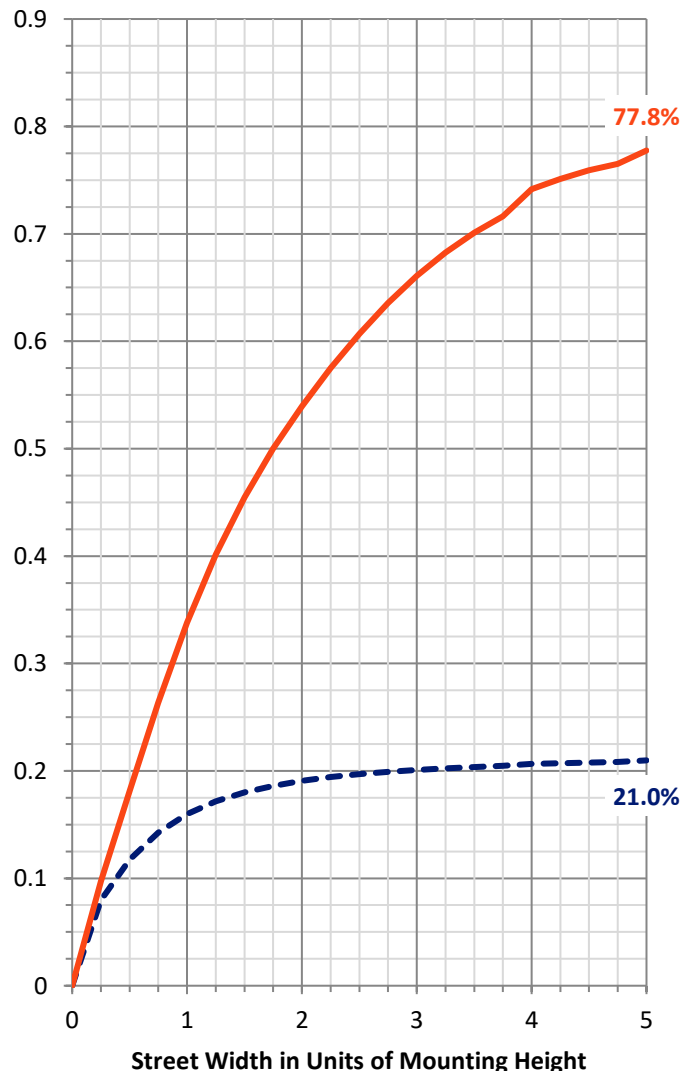
FLUX DISTRIBUTION:

		Downward	Upward	Total
House Side	Lumens	2344.2	0.0	2344.2
	% Fixture	21.5	0.0	21.5
Street Side	Lumens	8572.8	0.0	8572.8
	% Fixture	78.5	0.0	78.5
Total	Lumens	10917.0	0.0	10917.0
	% Fixture	100.0	0.0	100.0

ZONAL LUMENS:

Zone	Lumens	% Fixture
0°-10°	154.3	1.4
10°-20°	418.0	3.8
20°-30°	682.6	6.3
30°-40°	1016.6	9.3
40°-50°	1458.0	13.4
50°-60°	2001.6	18.3
60°-70°	2506.0	23.0
70°-80°	2267.0	20.8
80°-90°	412.9	3.8
90°-100°	0.0	0.0
100°-110°	0.0	0.0
110°-120°	0.0	0.0
120°-130°	0.0	0.0
130°-140°	0.0	0.0
140°-150°	0.0	0.0
150°-160°	0.0	0.0
160°-170°	0.0	0.0
170°-180°	0.0	0.0
0°-90°	10917.0	100.0
0°-180°	10917.0	100.0

Coefficient of Utilization



REPORT NUMBER: P386935

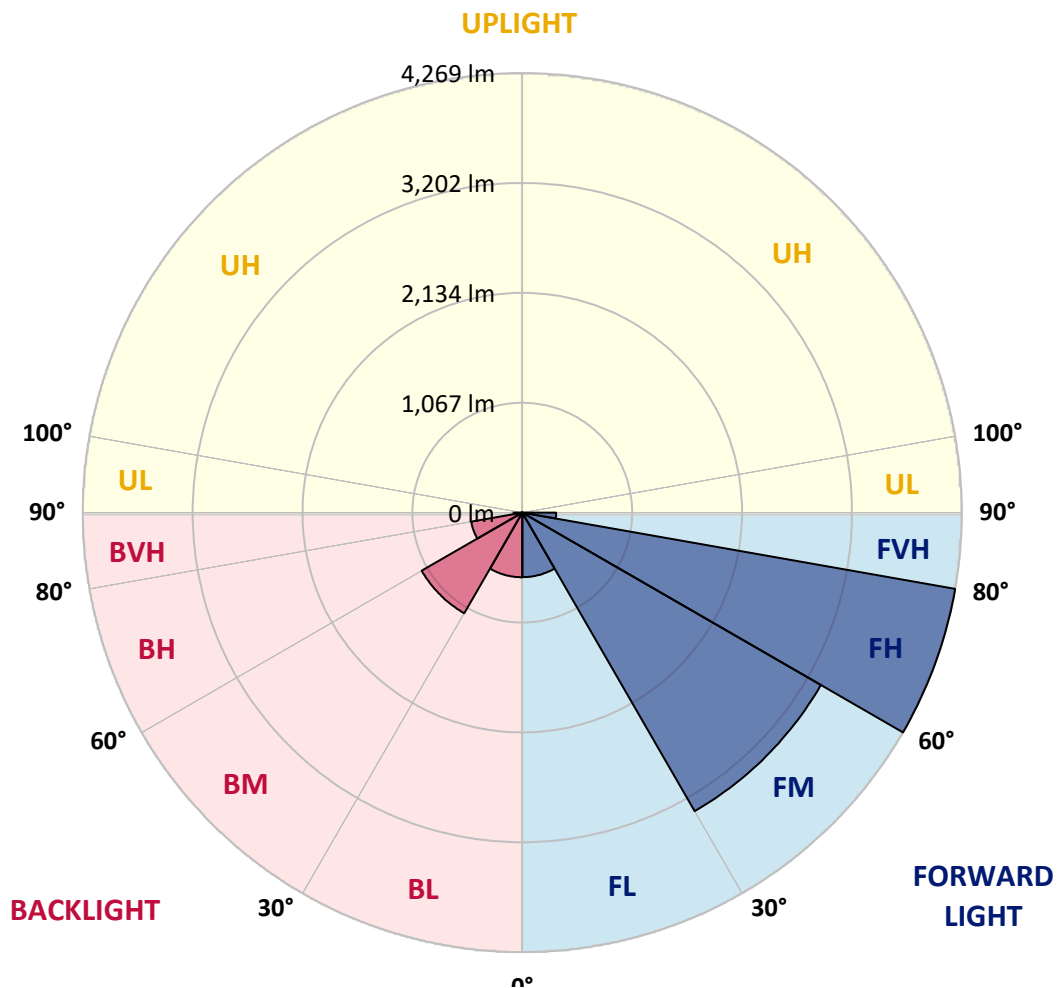
CATALOG NUMBER: GWC-SA2C-827-U-T4FT

LUMINAIRE CLASSIFICATION SYSTEM LUMEN TABLE AND BUG RATING:

Zone	Lumens	% Fixture	Zone Rating/Lumen Limit		
			B	U	G
FL (0°-30°)	627.0	5.7			
FM (30°-60°)	3348.0	30.7			
FH (60°-80°)	4268.9	39.1			G2/5000
FVH (80°-90°)	328.9	3.0			G3/500
BL (0°-30°)	627.9	5.8	B2/1000		
BM (30°-60°)	1128.2	10.3	B2/2500		
BH (60°-80°)	504.0	4.6	B2/1000		G2/1000
BVH (80°-90°)	84.1	0.8			G1/100
UL (90°-100°)	0.0	0.0		U0/0	
UH (100°-180°)	0.0	0.0		U0/0	

BUG Rating: B2-U0-G3

Type IV Short





REPORT NUMBER: P386935

CATALOG NUMBER: GWC-SA2C-827-U-T4FT

CANDELA DISTRIBUTION (FULL):

	0°	5°	15°	25°	33°	35°	45°	55°	65°	75°	85°
0°	1706.4	1706.4	1706.4	1706.4	1706.4	1706.4	1706.4	1706.4	1706.4	1706.4	1706.4
2.5°	1584.6	1578.6	1589.9	1591.4	1601.2	1604.9	1618.5	1639.6	1657.0	1677.0	1695.1
5°	1440.9	1436.8	1452.6	1463.9	1485.4	1494.5	1526.5	1571.4	1611.4	1656.6	1697.7
7.5°	1304.4	1302.1	1319.9	1345.5	1370.4	1382.8	1438.3	1503.5	1570.3	1643.4	1706.4
10°	1189.4	1188.6	1205.6	1230.9	1267.4	1281.4	1353.0	1439.0	1532.5	1633.2	1721.1
12.5°	1124.9	1127.5	1135.5	1156.6	1190.5	1204.5	1284.0	1385.1	1500.9	1629.8	1742.6
15°	1140.7	1144.9	1131.3	1130.6	1154.7	1165.6	1240.3	1346.6	1478.2	1635.5	1773.9
17.5°	1208.2	1209.0	1173.2	1150.5	1165.2	1170.9	1226.7	1324.8	1465.0	1648.3	1813.1
20°	1303.3	1301.4	1238.0	1200.3	1208.2	1209.7	1245.9	1325.1	1463.9	1670.6	1864.0
22.5°	1429.2	1415.3	1330.0	1278.8	1276.9	1274.6	1295.3	1353.0	1480.5	1706.8	1924.7
25°	1593.6	1580.4	1463.2	1393.0	1377.9	1372.3	1375.3	1412.6	1513.3	1745.6	1992.6
27.5°	1776.5	1753.5	1640.4	1541.2	1509.9	1502.0	1483.9	1496.7	1549.1	1782.9	2073.3
30°	1929.6	1917.2	1818.4	1700.7	1663.8	1652.5	1604.9	1591.0	1600.8	1833.8	2175.1
32.5°	2015.2	2006.9	1947.0	1851.9	1817.6	1801.8	1734.7	1706.8	1683.8	1914.2	2313.1
35°	2118.9	2113.7	2077.5	2008.4	1957.5	1940.9	1888.9	1859.9	1800.7	2024.7	2491.5
37.5°	2250.9	2245.3	2246.0	2190.2	2129.5	2114.0	2079.7	2049.2	1952.3	2169.8	2685.3
40°	2400.3	2389.3	2385.2	2382.5	2344.1	2335.4	2317.3	2275.8	2142.3	2343.3	2876.5
42.5°	2625.0	2586.2	2503.2	2534.5	2572.6	2568.1	2582.8	2523.2	2353.5	2548.5	3063.2
45°	2841.8	2778.1	2634.8	2641.6	2724.9	2750.2	2860.3	2818.1	2582.4	2773.2	3256.3
47.5°	2940.6	2892.4	2770.6	2770.9	2853.5	2906.0	3147.3	3117.1	2823.0	3028.5	3492.0
50°	3051.1	3002.9	2893.5	2934.6	3006.6	3062.4	3424.5	3409.0	3051.9	3307.9	3774.4
52.5°	3171.8	3090.0	3020.6	3094.1	3195.2	3260.1	3702.0	3659.8	3261.9	3589.3	4099.1
55°	3173.3	3151.1	3203.9	3257.8	3409.0	3488.6	3992.8	3881.1	3433.1	3865.7	4363.5
57.5°	3353.9	3317.7	3429.7	3454.6	3652.2	3742.0	4282.0	4073.8	3607.4	4077.6	4506.0
60°	3593.0	3562.1	3653.7	3719.4	3953.2	4073.1	4590.8	4271.8	3744.2	4237.5	4499.2
62.5°	4006.0	3970.9	3969.8	4061.8	4376.7	4516.2	4937.4	4466.0	3798.6	4269.2	4307.3
65°	4610.5	4554.6	4449.4	4493.2	4961.5	5100.7	5324.7	4606.7	3726.9	4099.5	3812.9
67.5°	5198.7	5196.8	5067.5	5157.3	5733.8	5845.5	5765.9	4620.6	3503.3	3508.6	2935.7
70°	5785.1	5792.7	5770.8	6083.0	6777.3	6893.4	6235.8	4433.2	3000.6	2533.8	1758.8
72.5°	6249.7	6247.8	6357.9	7163.1	8131.5	8105.4	6631.7	3865.3	2154.4	1367.8	840.6
75°	5948.8	5883.2	6211.3	7697.8	8920.7	8793.7	6295.0	2696.3	1118.1	622.6	452.5
77.5°	3880.0	3942.2	4423.8	6359.1	7803.0	7648.4	4618.4	1258.0	526.8	408.4	328.1
80°	1405.1	1470.7	2071.4	3602.1	5376.0	5350.7	2274.3	517.0	356.4	308.5	239.1
82.5°	483.4	507.6	817.2	1599.7	3035.3	3148.4	855.6	293.8	259.1	218.7	163.7
85°	189.7	217.2	373.7	769.7	1531.0	1542.3	346.6	175.7	180.3	143.3	89.8
87.5°	72.0	87.5	178.7	357.5	699.1	642.2	124.1	83.7	102.6	85.2	42.6
90°	0.0	0.0	0.0	0.0	0.0	0.0	0.0	0.0	0.0	0.0	0.0



REPORT NUMBER: P386935
 CATALOG NUMBER: GWC-SA2C-827-U-T4FT

CANDELA DISTRIBUTION (continued):

	90°	95°	105°	115°	125°	135°	145°	155°	165°	175°	180°
0°	1706.4	1706.4	1706.4	1706.4	1706.4	1706.4	1706.4	1706.4	1706.4	1706.4	1706.4
2.5°	1709.0	1716.9	1733.5	1744.9	1756.9	1760.3	1761.8	1764.8	1767.9	1766.7	1767.1
5°	1719.6	1735.0	1761.8	1773.1	1778.4	1772.4	1760.7	1751.3	1744.5	1740.7	1739.6
7.5°	1736.9	1758.8	1787.5	1785.6	1773.5	1746.7	1716.6	1693.9	1675.1	1668.3	1664.5
10°	1759.9	1785.6	1805.6	1784.1	1749.0	1702.6	1657.4	1622.3	1594.0	1583.1	1581.2
12.5°	1789.4	1815.4	1819.1	1773.5	1715.4	1652.1	1590.6	1544.2	1502.0	1488.4	1485.4
15°	1827.4	1851.9	1828.6	1755.0	1674.0	1588.7	1509.2	1446.2	1401.7	1385.1	1379.1
17.5°	1867.4	1890.8	1830.5	1724.5	1619.7	1513.7	1413.8	1349.3	1298.4	1279.1	1276.9
20°	1915.3	1925.9	1822.5	1680.7	1545.0	1416.4	1311.2	1250.5	1223.3	1209.7	1208.2
22.5°	1974.5	1963.2	1804.4	1621.5	1450.3	1304.0	1218.4	1190.1	1183.3	1180.3	1181.5
25°	2037.1	2002.4	1777.7	1544.2	1330.8	1191.6	1150.5	1158.5	1167.5	1166.4	1166.4
27.5°	2106.1	2042.4	1736.6	1441.7	1198.4	1099.6	1104.5	1133.6	1147.1	1146.8	1146.4
30°	2194.7	2087.6	1684.1	1318.3	1074.7	1034.8	1064.6	1100.0	1118.5	1117.7	1118.1
32.5°	2303.7	2137.4	1612.9	1180.7	985.4	986.9	1021.2	1056.3	1077.8	1075.9	1076.3
35°	2431.2	2193.2	1516.3	1045.0	926.2	948.8	975.9	1000.5	1020.8	1018.2	1015.5
37.5°	2570.0	2247.9	1388.1	923.5	877.9	913.3	936.0	940.1	949.5	942.8	937.9
40°	2701.9	2289.8	1222.9	824.0	829.2	883.2	897.9	881.3	864.3	862.1	855.3
42.5°	2817.0	2303.7	1055.9	744.4	778.0	851.5	860.5	825.9	795.3	781.0	774.9
45°	2938.4	2308.6	900.1	677.7	728.6	823.2	833.0	786.6	743.6	712.7	702.5
47.5°	3097.1	2344.1	779.1	628.3	690.9	804.4	818.3	755.3	699.5	655.4	646.0
50°	3304.9	2414.2	680.7	590.5	666.3	791.9	807.8	724.8	663.3	610.2	600.7
52.5°	3535.7	2478.7	601.1	560.0	642.6	770.0	794.2	702.9	629.4	568.3	558.1
55°	3697.1	2429.3	537.0	528.3	611.7	738.7	775.3	684.4	580.7	527.6	518.5
57.5°	3728.0	2260.4	488.3	495.5	574.3	699.5	746.3	643.3	554.3	509.8	500.4
60°	3643.6	2025.0	452.1	465.3	534.4	650.1	692.0	614.3	529.1	491.0	483.1
62.5°	3431.3	1784.1	425.4	438.2	497.0	600.0	658.0	583.8	503.4	469.5	461.6
65°	3002.5	1497.9	399.7	414.1	462.3	556.6	627.5	555.5	478.2	452.1	444.6
67.5°	2266.4	1121.9	375.6	388.4	431.4	518.9	594.3	527.6	453.7	437.1	428.0
70°	1334.6	702.5	348.1	361.6	399.0	479.7	558.9	497.0	423.1	415.6	403.9
72.5°	621.1	422.7	316.8	330.0	358.2	427.3	513.2	457.0	386.9	370.3	354.5
75°	370.7	309.2	279.8	291.5	311.5	371.4	455.9	416.3	352.6	330.7	314.1
77.5°	277.2	236.4	239.1	251.5	267.7	325.1	403.9	384.3	326.2	309.2	297.9
80°	199.5	179.5	195.0	208.5	225.5	295.6	386.9	355.2	294.9	272.3	261.7
82.5°	133.1	129.0	146.7	160.6	177.2	258.7	363.5	311.1	251.9	223.2	199.9
85°	73.5	77.7	98.8	104.8	119.2	182.1	297.9	250.0	189.7	152.7	145.9
87.5°	30.5	35.8	53.2	51.3	63.4	108.6	196.1	150.8	120.7	90.1	70.1
90°	0.0	0.0	0.0	0.0	0.0	0.0	0.0	0.0	0.0	0.0	0.0

Signify Classified - Internal
Cooper Lighting Solutions Photometric Lab
1121 Highway 74 South
Peachtree City, GA 30269

Scaled Data Report



Report Generated By 670245982

Signify Classified - Internal
Cooper Lighting Solutions Photometric Lab
1121 Highway 74 South
Peachtree City, GA 30269

Scaled Data Report



Signify Classified - Internal
Cooper Lighting Solutions Photometric Lab
1121 Highway 74 South
Peachtree City, GA 30269

Scaled Data Report



Signify Classified - Internal
Cooper Lighting Solutions Photometric Lab
1121 Highway 74 South
Peachtree City, GA 30269

Scaled Data Report



Signify Classified - Internal
Cooper Lighting Solutions Photometric Lab
1121 Highway 74 South
Peachtree City, GA 30269

Scaled Data Report



--- HS — SS

Signify Classified - Internal
Cooper Lighting Solutions Photometric Lab
1121 Highway 74 South
Peachtree City, GA 30269

Scaled Data Report



u

Signify Classified - Internal
Cooper Lighting Solutions Photometric Lab
1121 Highway 74 South
Peachtree City, GA 30269

Scaled Data Report



Signify Classified - Internal
Cooper Lighting Solutions Photometric Lab
1121 Highway 74 South
Peachtree City, GA 30269

Scaled Data Report



(END OF REPORT)